

Image Sizes

This is not a specific container. We have added some special functionality to help deal with the intro image as it would otherwise display strangely on different devices.



There are 4 different image sizes which must be named with the number corresponding to the breakpoint.

You will see below, each of the image names has a dash and a number next to it. You need to create these images and upload them, then the correct image will be served. Any one of the images can have an alt tag, you do not have to add an alt tag to each one. The alt tag will be dynamically added to the served image.


imagename-1024.jpg



imagename-1280.jpg

imagename-1366.jpg

imagename-1440.jpg

Oxford Demo > Home > Edit Content


Source


body p
Words: 0

[Custom Editor Options](#)

Save
Cancel
Edit
Preview
Version History
Rich Text Editor

Source


```

<p> 
 </p>

```

This design requires different size images (of the same image) for different screen sizes to prevent layout issues so that your site will work on Desktop, Laptop, Tablet and Mobile devices.