



CTABLOCKLIST


This container creates the box with a list and icons.




I began on-site, working as an apprentice bricklayer straight out of school. Over two decades, I gained hands-on experience across all aspects of construction - structural work, project management, and contract negotiations. Eventually, I became a site manager, overseeing multi-million-pound developments



One project, however, changed everything. A high-profile commercial build faced serious structural issues, and I was called to investigate. My detailed report pinpointed the defects - improper material use and a failure to follow industry standards. The findings led to a legal dispute, and the solicitors handling the case asked me to testify.



Recognising my depth of knowledge and ability to explain complex issues clearly, I was encouraged to train as a construction expert witness. I completed specialist qualifications in forensic construction analysis and dispute resolution.



Now, with years of courtroom experience, I help resolve disputes by providing clear, unbiased analysis. Whether assessing delays, contract breaches, or defects, I ensure legal teams and judges understand the technical details. My journey from tradesman to trusted expert proves that real-world experience is invaluable in construction disputes.

Settings

Module Container: ⓘ

Host: Henley - CTABlockList ▼

Preview

Edit

The settings will hold the title for admin only

Module Id  1019

Module Culture:  Neutral Culture

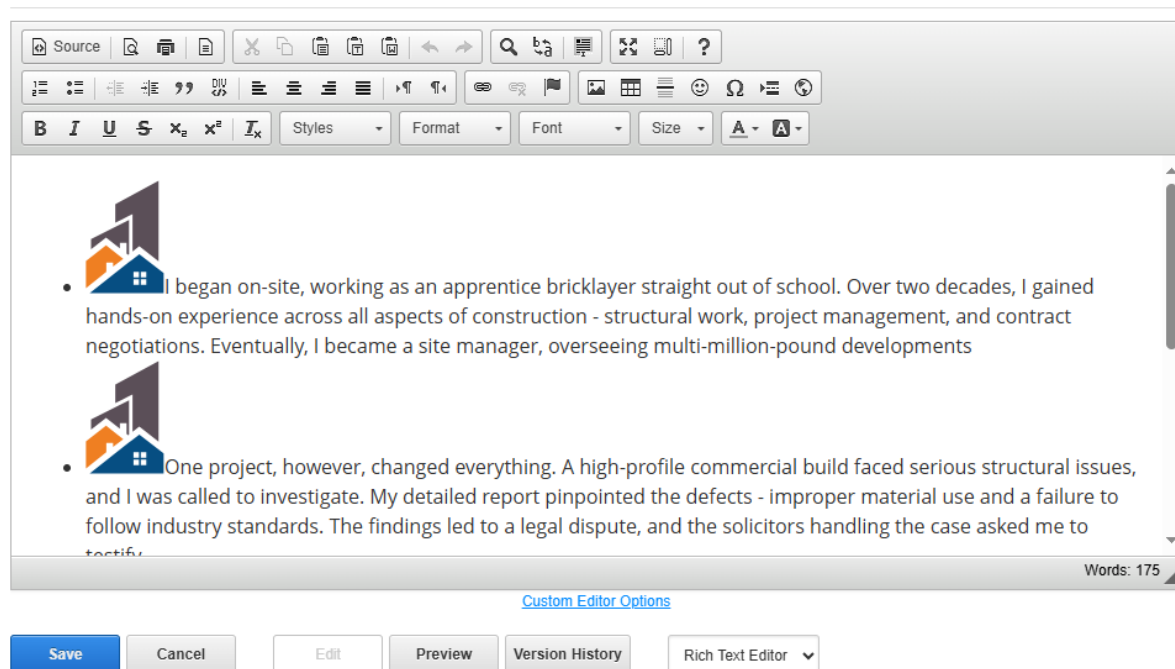
Module:  HTML

Module Title:  Block List

Tags: 

The content will hold the content. In this case it's a basic list with SVG's which are not converted.

Henley Demo > About > Edit Content



The screenshot shows a rich text editor interface for editing content. The top toolbar includes options for Source, Undo, Redo, Bold, Italic, Underline, Strikethrough, Text Color, Background Color, Bulleted List, Numbered List, Indent, Outdent, Link, Unlink, Image, Table, Horizontal Line, Smiley, Insert, and Help. Below the toolbar is a text area containing two bullet points, each preceded by a house icon. The first bullet point reads: "I began on-site, working as an apprentice bricklayer straight out of school. Over two decades, I gained hands-on experience across all aspects of construction - structural work, project management, and contract negotiations. Eventually, I became a site manager, overseeing multi-million-pound developments". The second bullet point reads: "One project, however, changed everything. A high-profile commercial build faced serious structural issues, and I was called to investigate. My detailed report pinpointed the defects - improper material use and a failure to follow industry standards. The findings led to a legal dispute, and the solicitors handling the case asked me to testify". At the bottom of the editor, there is a "Words: 175" counter and a "Custom Editor Options" link. Below the editor, there are buttons for "Save", "Cancel", "Edit", "Preview", "Version History", and a "Rich Text Editor" dropdown menu.