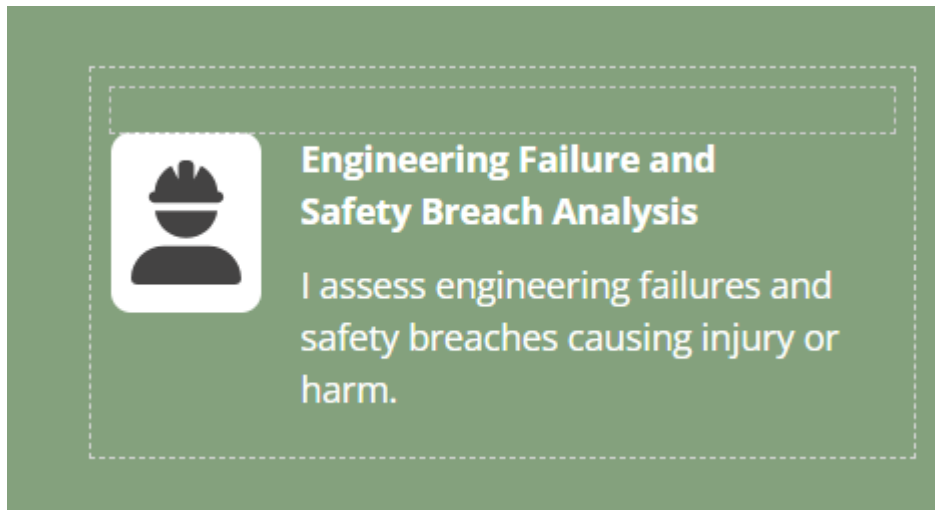


Container – Lister1 and Lister2

This covers both as they work exactly the same way, the difference is purely colour on the svg file.



Module Container: ⓘ Host: Bray - Lister2 ▼ Preview

Module Title

Module title is **NOT** controlled via the module settings; however, you should still fill it in to make it easier to locate and administer.

Module Id ⓘ 1247

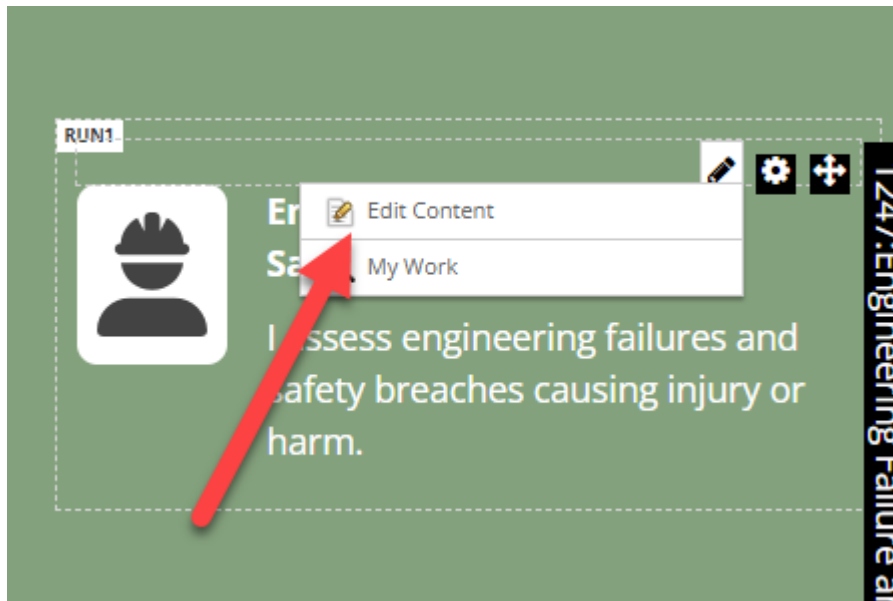
Module Culture: ⓘ ☐ Neutral Culture

Module: ⓘ HTML

Module Title: ⓘ Engineering Failure and Safety Breach Analysis

Tags: ⓘ

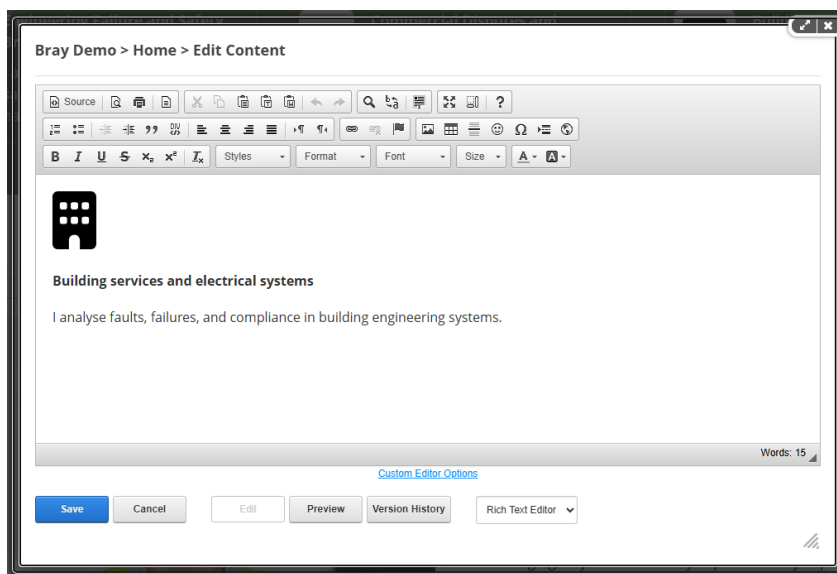
Edit content to add your content



The title is located within the content in this module, along with a paragraph and an image.

The image is an SVG, and MUST be a basic SVG with a solid colour.

Simply Add your SVG and your paragraphs then hit save!



Lister 1

This is the lister1 module

Module Container: ⓘ

Host: Bray - Lister1 ▼

Preview



Academic Background

Holds a Master's degree in Mechanical Engineering and is a Chartered Engineer with over 25 years in the industry.



Professional Experience

Former senior engineer in industrial plant maintenance and failure analysis, specialising in forensic investigations and litigation support.

The instructions above work in exactly the same way so will not be repeated, just choose lister1 and follow the above instructions as the difference between Lister1 & Lister2 is cosmetic