

## Container – Hero



Module Container: ⓘ Host: Bray - hero ▼ Preview

## Module Title

Module title is controlled via module settings

Module Id ⓘ 1246

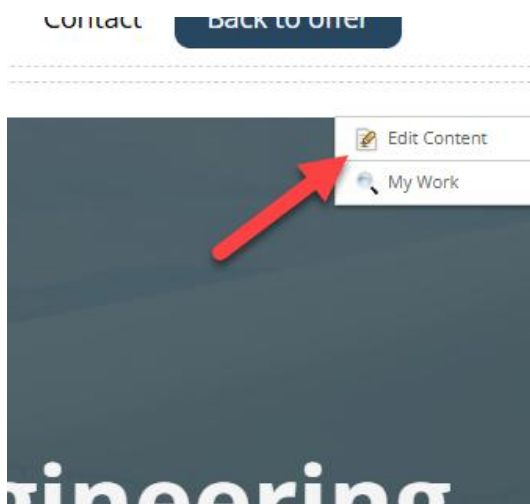
Module Culture: ⓘ  Neutral Culture

Module: ⓘ HTML

Module Title: ⓘ Expert Witness Services for the Engineering Sector

Tags: ⓘ

Edit content to add your content



The hero section is only designed to hold an image, with the heading overlaying on top. If you add anything else it will not look right.

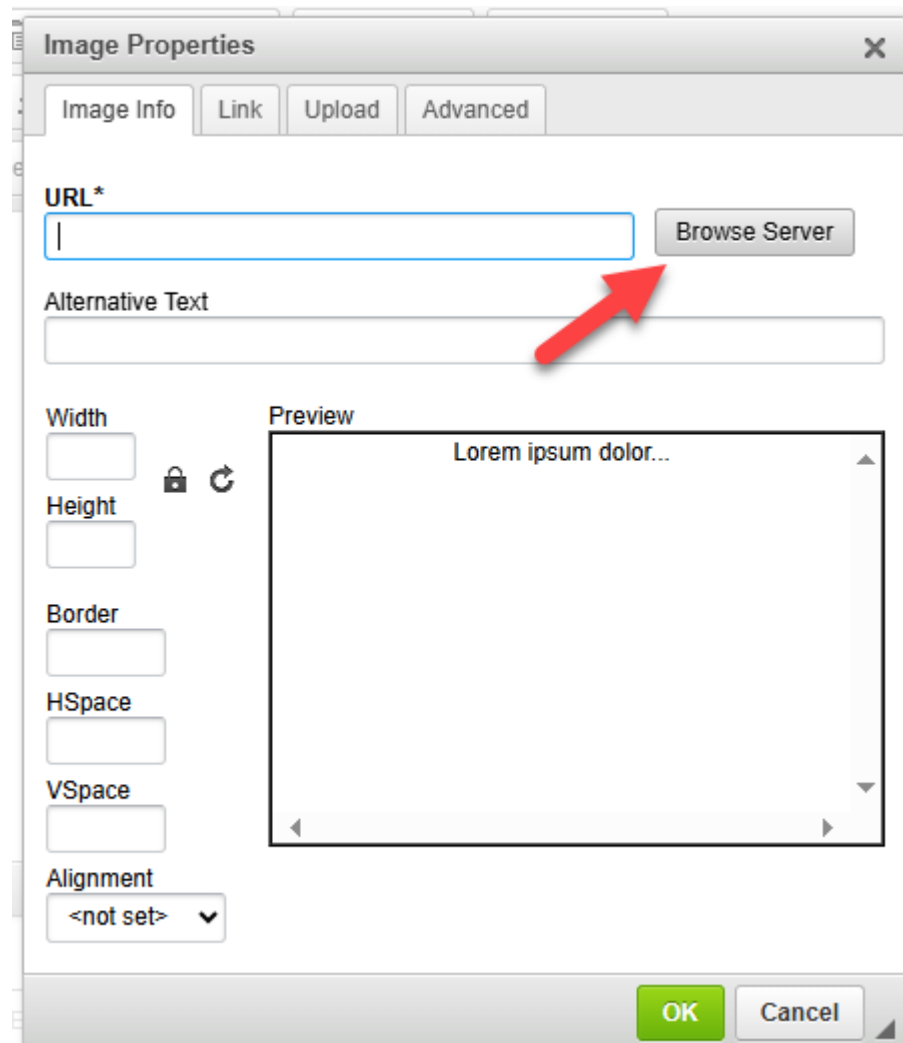
When you edit content, you are greeted with something similar to word





Choose this icon to add an image




A pop up will appear for you to browse the server




Choose this icon to upload an image


Contained Files: Detail View List View Icons View | A Z Z A ↑ Date ↓ Date




**bbi-logo.png**  
 Size: 10470  
 Created: 3/26/2025 3:46:41 PM



**engineer.jpg**  
 Size: 383760  
 Created: 3/26/2025 12:52:02 PM



**hero.jpg**  
 Size: 584185  
 Created: 3/26/2025 2:13:10 PM



**intro2-bray-sq.jpg**  
 Size: 660591  
 Created: 3/27/2025 10:09:27 AM

of [unlimited]

Relative URL - '/Images/MyImage.jpg'

Absolute URL - 'http://www.MyWebsite.com/Images/MyImage.jpg'

Download

A new pop up window will appear with some instructions to help you upload

Upload File

Drop file(s) here

+

Add file(s)...

+

Start upload(s)

☐ Override file if it already exists, otherwise a new file with underscore \_1 will be created?

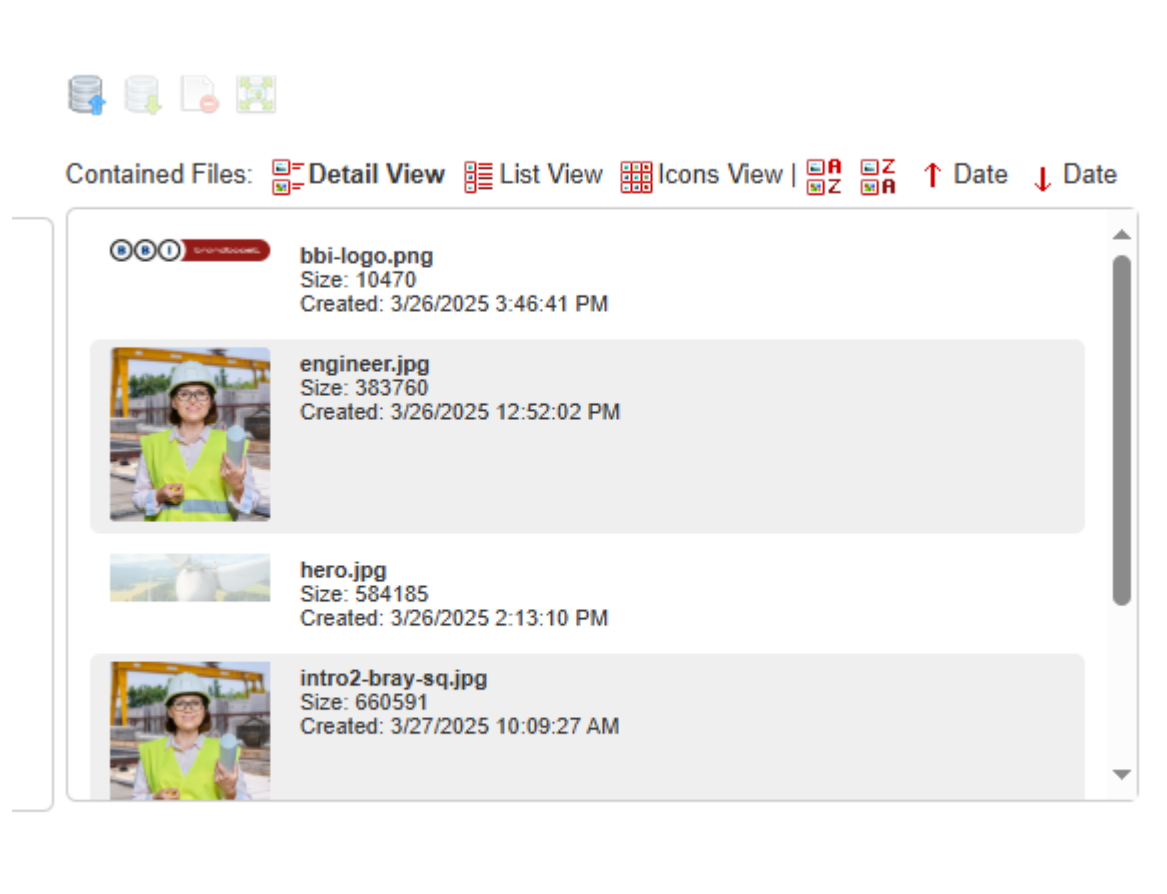
i

The File Upload Limit is 28 MB.  
The Allowed Filetypes are: "bmp,gif,jpeg,jpg,png,svg"

Cancel Upload

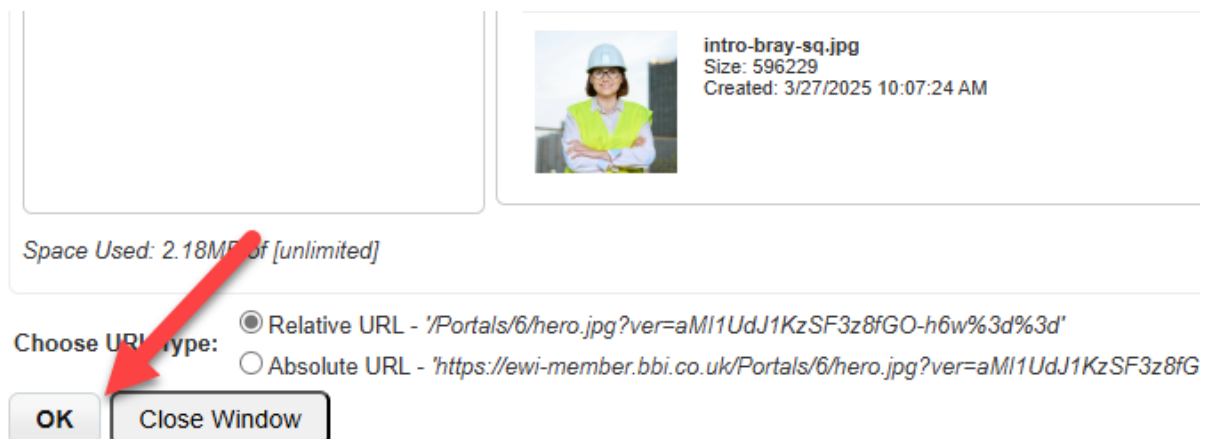
You can click to upload or drop a file into the red area

When all is done, the window will close and your file will be available in the file viewer



nages/MyImage.jpg'

Select your image and click OK



That's all!